



Agricultural Marketing Service

Fruit and Vegetable Market News Branch

National Fruit and Vegetable Retail Report

Websites: www.marketnews.usda.gov/portal/fv and <http://www.ams.usda.gov/mnreports/fvwretail.pdf>

Volume III – Number 26

Issued Weekly

Friday, June 26, 2009

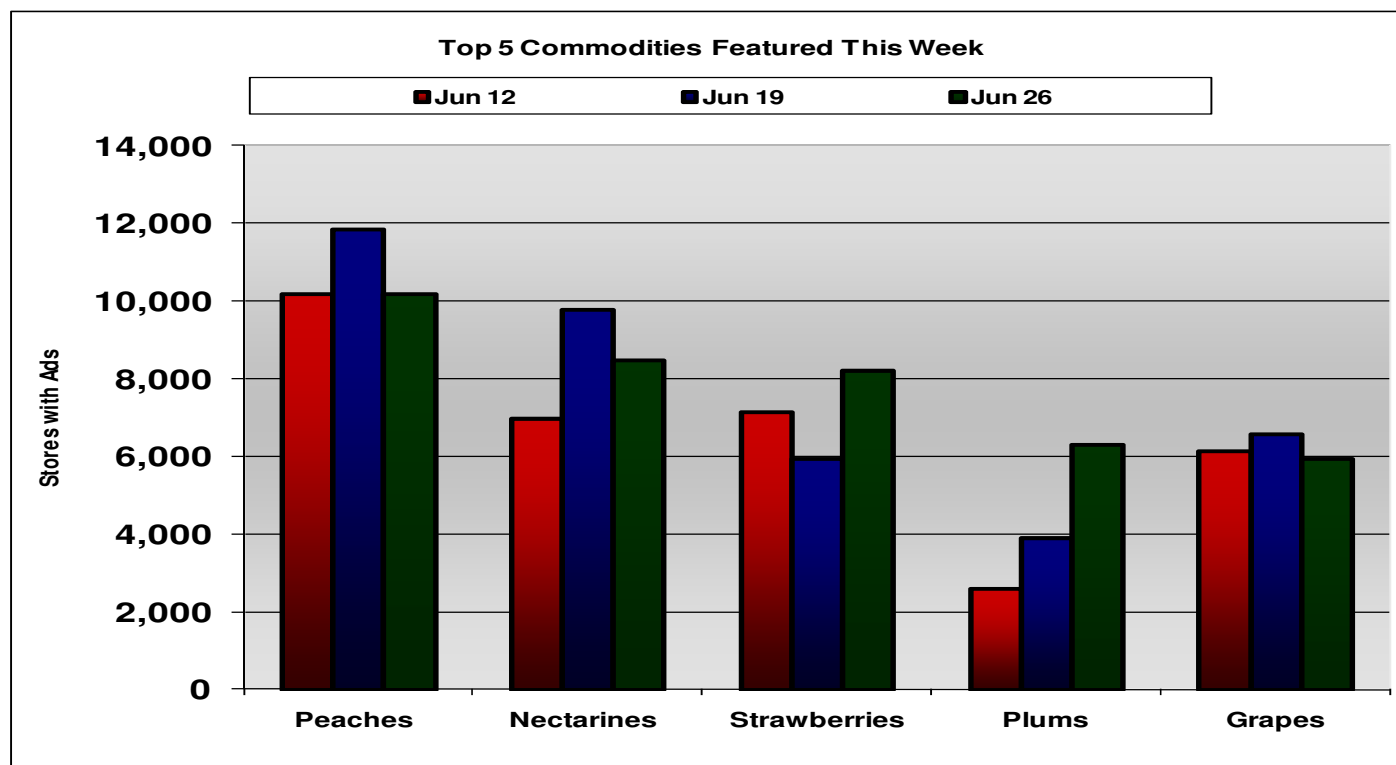
Advertised Prices for Fruits & Vegetables at Major Retail Supermarket Outlets 6/20 to 7/2^{1, 2}

Summer Full of Savings!

With Father’s Day over the ads this week lacked a singular focus. Outdoor grilling, summertime, and savings were highlighted in many weekly circulars. Many retailers emphasized grilling of fruits and vegetables along with meats in an overall “outdoor living” emphasis on summer. Peaches remained on top in the produce department and vegetables were knocked out of the top 5 entirely. Strawberries made a large comeback this week.

Sixty-two percent of the produce ads this week were for fruit. Adding to last weeks’ top 5 holdovers of peaches, nectarines and grapes were strawberries and plums.

Corn fell out of the top 5 this week. It remained in the vegetable top 5 along with tomatoes on the vine, russet potatoes, baby carrots, and sweet onions. Tomatoes on the vine and russet potatoes were the highest represented vegetables.



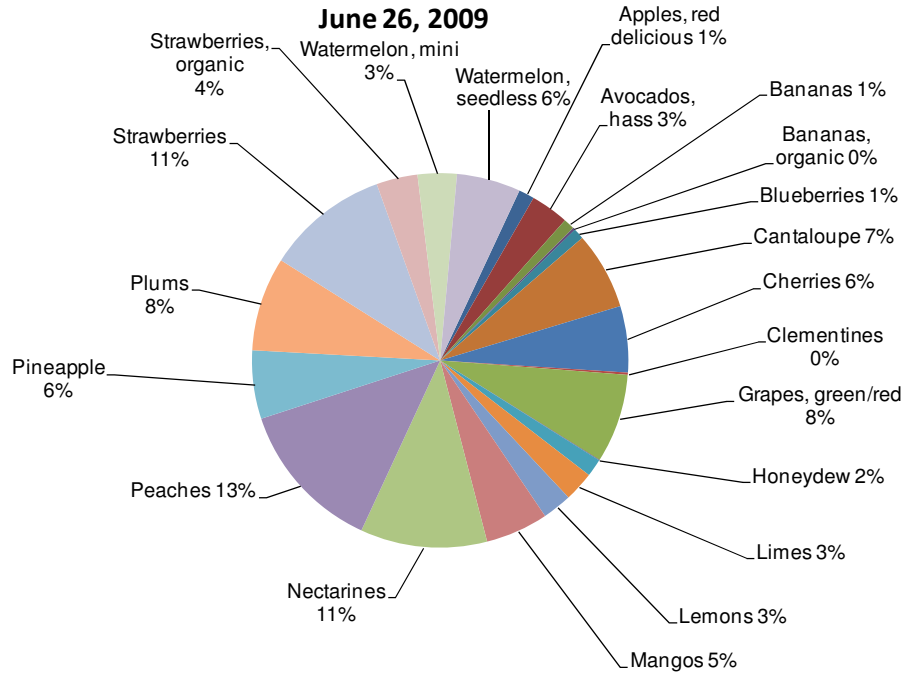
1 - Fruit and Vegetable Market News surveys more than 200 retailers, comprising roughly 17,000 individual stores, with online weekly advertised features.

2 - Date range reflects one week of data collection ending on the report release date and encompasses ad pricing good from the Saturday before report release date through the following Thursday.



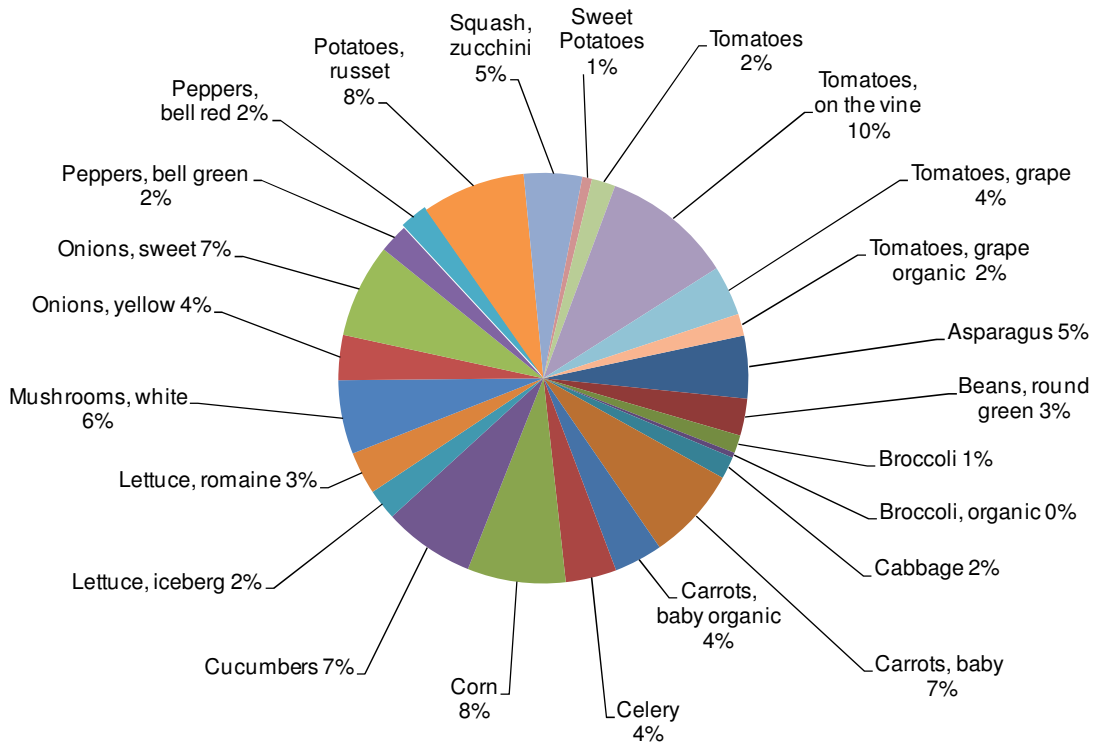
Fruits as Percentage of Total Fruit Ads

June 26, 2009



Vegetables as Percentage of Total Vegetable Ads

June 26, 2009





NATIONAL SUMMARY

FRUIT	THIS WEEK		LAST WEEK		LAST YEAR		VEGETABLE	THIS WEEK		LAST WEEK		LAST YEAR	
	Stores with Ads	Wtd Avg Prices	Stores with Ads	Wtd Avg Prices	Stores with Ads	Wtd Avg Prices		Stores with Ads	Wtd Avg Prices	Stores with Ads	Wtd Avg Prices	Stores with Ads	Wtd Avg Prices
Apples, red delicious	1,058	0.96	508	1.10	708	1.35	Asparagus	2,350	2.31	3,054	2.53	635	2.41
Avocados, hass each	2,547	1.42	2,844	1.35	5,209	1.40	Beans, round green	1,386	1.22	1,303	1.38	1,956	1.21
Bananas	742	0.45	199	0.46	122	0.56	Broccoli per bunch	668	1.29	535	1.69	1,633	1.57
Bananas, organic	153	0.99	577	0.88	250	0.91	Broccoli, organic per bunch	193	2.60	247	2.55	399	1.56
Blueberries 4.4 oz	727	2.24	136	2.57	45	3.00	Cabbage	826	0.51	944	0.51	1,186	0.50
Cantaloupe each	5,186	1.98	7,217	1.77	7,452	2.16	Carrots, baby 1 lb bag	3,498	1.43	1,942	1.36	2,699	1.43
Cherries	4,447	3.13	5,334	3.46	2,580	3.83	Carrots, baby organic 1 lb bag	1,826	1.77	778	1.80	1,277	1.67
Clementines 5lb pkg	151	5.97					Celery each	1,914	1.15	927	1.19	65	1.33
Grapes, green/red	5,953	1.74	6,582	1.58	8,639	1.67	Corn each	3,677	0.31	6,086	0.37	6,654	0.32
Grapefruit, red each	42	1.56	21	0.33	49	0.25	Cucumbers each	3,443	0.62	2,470	0.59	2,847	0.61
Honeydew each	1,188	2.97	747	3.23	1,057	3.48	Lettuce, iceberg each	1,163	0.90	1,617	0.98	2,150	1.05
Limes each	2,022	0.26	2,088	0.20	1,643	0.27	Lettuce, romaine each	1,592	1.11	1,097	1.03	1,845	1.14
Lemons each	1,958	0.48	1,819	0.45	933	0.59	Mushrooms, white 8 oz pkg	2,768	1.67	2,235	1.71	3,252	1.82
Mangoes each	4,207	0.94	3,824	0.84	5,138	0.84	Onions, yellow 3 lb bag	1,692	1.93	891	1.80	587	1.54
Nectarines, yellow flesh	8,490	1.80	9,793	1.59	9,074	1.77	Onions, sweet yellow	3,533	0.93	4,166	0.88	6,247	1.00
Oranges, navel each					43	1.00	Peppers, bell green each	1,084	0.70	1,303	0.75	1,041	0.83
Pears, bartlett					95	1.29	Peppers, bell green	1,052	1.47	1,142	1.41	1,781	1.46
Peaches, yellow flesh	10,181	1.56	11,865	1.46	10,201	1.55	Peppers, bell red each	1,055	1.24	2,617	1.06	709	1.38
Pineapple each	4,579	2.93	4,281	2.98	3,259	3.09	Peppers, bell red	1,186	1.93	1,484	2.29	1,924	2.31
Plums	6,306	1.78	3,912	1.77	6,776	1.78	Potatoes, russet 5 lb bag	3,885	2.40	2,007	2.38	575	2.92
Strawberries 1 lb pkg	8,225	2.14	5,949	2.15	6,804	2.22	Squash, zucchini	2,188	1.13	2,572	1.16	2,845	1.18
Strawberries, organic 1 lb pkg	2,752	2.66	2,312	2.88	1,474	2.92	Sweet potatoes	358	0.97	665	0.83	452	0.80
Watermelon, miniature each	2,616	2.73	1,400	2.68	1,050	2.89	Tomatoes	885	1.66	885	1.46	982	1.63
Watermelon, seedless each	4,290	4.47	3,079	4.53	6,383	4.07	Tomatoes, organic					7	3.99
							Tomatoes on the vine	4,920	1.86	5,901	2.05	4,367	2.39
							Tomatoes, grape 1 pint	1,872	2.38	1,225	2.30	2,059	2.24
							Tomatoes, grape organic 1 pint	820	2.83	866	2.83	537	2.97

Selected Seasonal and Other Weekly Items

ITEM	THIS WEEK		LAST WEEK		ITEM	THIS WEEK		LAST WEEK	
	Stores with Ads	Wtd Avg Prices	Stores with Ads	Wtd Avg Prices		Stores with Ads	Wtd Avg Prices	Stores with Ads	Wtd Avg Prices
Blueberries 6 oz pkg	742	2.46	737	2.36	Round Red Potatoes 5 lb bag	1,030	2.96	798	2.56
Blueberries pint pkg	5,984	2.27	5,296	2.35	Navel Oranges per lb			24	0.26
Blackberries 6 oz pkg	3,666	2.54	1,623	2.57	D'Anjou Pears per lb	96	1.49	134	1.20
Russet Potatoes per lb	801	0.78	1,808	0.71	Gala Apples 6 oz	236	1.43	1,669	1.45
Russet Potatoes 10 lb bag	1,636	2.83	2,357	2.57	Watermelon, Seedless per lb	1,730	0.49	2,356	0.47

Wtd Avg = Simple weighted average
Prices are in dollars per pound unless otherwise stated.



Fruit and Vegetable Retail Report VOL. III – No. 26

Page 4

Week of Friday, June 26, 2009

Region	NORTHEAST U.S.			SOUTHEAST U.S.			MIDWEST U.S.		
States	(CT,DE,MA,MD,ME,NH,NJ,NY,PA,RI,VT)			(AL,FL,GA,MS,NC,SC,TN,VA,WV)			(IA,IL,IN,KY,MI,MN,ND,NE,OH,SD,WI)		
Fruit	Price Range	Stores with Ads	Wtd. Avg	Price Range	Stores with Ads	Wtd. Avg	Price Range	Stores with Ads	Wtd. Avg
Apples, red delicious	0.98 - 1.49	191	1.40	0.99 - 1.29	46	1.14	0.99 - 1.49	136	1.04
Avocados, hass	0.99 - 2.50 each	1,186	1.76	0.99 - 2.00 each	342	1.10	1.00 - 1.67 each	216	1.57
Bananas	0.50	110	0.50	0.29	29	0.29	0.39 - 0.49	502	0.44
Bananas, organic	0.99	153	0.99						
Blueberries							2.50 4.4 oz	20	2.50
Cantaloupe	1.48 - 3.00 each	1,480	2.37	0.99 - 3.00 each	994	2.35	1.25 - 2.99 each	931	1.66
Cherries	2.99 - 3.99	999	3.86	2.49 - 3.99	1,721	3.04	2.59 - 3.99	443	2.94
Clementines							5.97 5lb container	151	5.97
Grapes, green/red	0.99 - 2.49	1,315	1.87	1.28 - 2.49	1,033	1.79	0.97 - 2.49	1,003	1.37
Grapefruit, red							1.99 each	32	1.99
Honeydew	2.98 - 3.99 each	354	3.38	2.50 - 3.99 each	463	3.41	2.50 - 3.49 each	141	2.77
Limes	0.10 - 0.50 each	1,494	0.27	0.20 - 0.25 each	175	0.23	0.25 - 0.50 each	75	0.32
Lemons	0.33 - 0.67 each	1,035	0.53	0.33 - 0.50 each	250	0.38	0.34 - 0.58 each	140	0.53
Mangoes	0.50 - 1.50 each	1,613	1.14	0.50 - 1.25 each	1,227	0.79	0.98 - 1.00 each	486	0.99
Nectarines	0.98 - 2.49	2,248	1.94	0.99 2.49	2,316	1.90	0.99 - 1.99	1,130	1.71
Oranges, navel									
Pears, bartlett									
Peaches	0.89 - 2.49	2,709	1.68	0.69 - 2.49	2,560	1.62	0.97 - 1.99	1,317	1.45
Pineapple	1.78 - 3.99 each	1,031	2.83	1.98 - 3.99 each	2,206	2.96	1.97 - 3.99 each	539	2.84
Plums	0.98 - 2.49	1,685	1.97	1.29 - 2.49	1,929	1.69	0.99 - 1.99	991	1.56
Straw berries	1.48 - 3.00 16 oz pkg	1,875	2.24	1.50 - 3.00 16 oz pkg	2,909	2.25	0.99 - 2.99 16 oz pkg	982	1.77
Straw berries, organic	2.49 - 3.99 16 oz pkg	865	3.16	2.00 - 3.00 16 oz pkg	170	2.35	1.68 - 3.00 16 oz pkg	622	2.06
Watermelon, miniature	1.99 - 2.99 each	393	2.46	1.99 - 2.99 each	1,362	2.62			
Watermelon, seedless	3.88 - 5.99 each	1,648	4.24	3.88 - 5.99 each	1,001	4.95	2.88 - 4.99 each	588	3.96

Wtd Avg = Simple weighted average
 Prices are in dollars per pound unless otherwise stated.



Fruit and Vegetable Retail Report VOL. III – No. 26

Page 5

Week of Friday, June 26, 2009

Region	SOUTH CENTRAL U.S.			SOUTHWEST U.S.			NORTHWEST U.S.		
States	(AR,CO,KS,LA,MO,NM,OK,TX)			(AZ,CA,NV,UT)			(ID,MT,OR,WA,WY)		
Fruit	Price Range	Stores with Ads	Wtd. Avg	Price Range	Stores with Ads	Wtd. Avg	Price Range	Stores with Ads	Wtd. Avg
Apples, red delicious				0.50 - 0.99	642	0.80	0.89	43	0.89
Avocados, hass	0.66 - 1.25 each	289	0.74	0.33 - 1.66 each	321	1.06	1.00 - 1.50 each	193	1.31
Bananas				0.49 - 0.50	76	0.49	0.28 - 0.51	25	0.38
Bananas, organic									
Blueberries				1.50 - 2.99 4.4 oz	466	1.88	2.50 - 2.99 4.4 oz	241	2.91
Cantaloupe	0.69 - 2.50 each	1,162	1.50	0.99 - 2.50 each	465	1.71	1.50 - 2.99 each	154	2.37
Cherries	1.99 - 3.49	310	3.21	0.99 - 3.99	544	3.07	1.38 - 2.99	430	2.00
Clementines									
Grapes, green/red	0.97 - 2.49	1,316	1.73	0.99 - 2.99	738	1.67	0.98 - 2.99	548	2.08
Grapefruit, red				0.20 each	10	0.20			
Honeydew	2.50 each	81	2.50	0.99 - 2.50 each	149	1.08			
Limes	0.10 - 0.33 each	138	0.33	0.10 each	140	0.10			
Lemons	0.33 - 0.50 each	327	0.37	0.50 each	153	0.50	0.38 - 0.50 each	53	0.47
Mangoes	0.50 - 0.99 each	435	0.93	0.25 - 0.88 each	407	0.57	0.50 each	39	0.50
Nectarines	0.59 - 1.99	1,188	1.71	0.59 - 2.49	1,216	1.71	0.78 - 1.99	392	1.19
Oranges, navel									
Pears, bartlett									
Peaches	0.59 - 1.99	1,247	1.52	0.59 - 2.49	1,871	1.51	0.89 - 1.98	477	1.10
Pineapple	0.88 - 3.99 each	376	3.32	0.88 - 2.99 each	412	2.82	1.99 - 2.50 each	15	2.26
Plums	0.77 - 2.50	675	1.72	0.33 - 2.49	961	1.92	1.48 - 1.99	65	1.64
Strawberries	0.69 - 2.50 16 oz pkg	945	2.12	0.69 - 3.00 16 oz pkg	1,212	1.97	1.50 - 2.50 16 oz pkg	302	2.31
Strawberries, organic	2.50 - 3.00 16 oz pkg	494	2.71	2.50 - 2.99 16 oz pkg	431	2.64	2.50 - 2.99 16 oz pkg	170	2.52
Watermelon, miniature	2.50 - 3.99 each	251	3.17	1.50 - 3.99 each	307	2.31	2.50 - 3.99 each	303	3.64
Watermelon, seedless	2.50 - 5.99 each	376	4.18	2.50 - 5.99 each	627	5.06	2.88 - 3.77 each	50	3.08

Wtd Avg = Simple weighted average
 Prices are in dollars per pound unless otherwise stated.



Fruit and Vegetable Retail Report VOL. III – No. 26

Page 6

Week of Friday, June 26, 2009

Region	NORTHEAST U.S.			SOUTHEAST U.S.			MIDWEST U.S.		
States	(CT,DE,MA,MD,ME,NH,NJ,NY,PA,RI,VT)			(AL,FL,GA,MS,NC,SC,TN,VA,WV)			(IA,IL,IN,KY,MI,MN,ND,NE,OH,SD,WI)		
Vegetable	Price Range	Stores with Ads	Wtd. Avg	Price Range	Stores with Ads	Wtd. Avg	Price Range	Stores with Ads	Wtd. Avg
Asparagus	2.99	165	2.99	1.99 - 3.99	1,894	2.27	1.47	151	1.47
Beans, round green	0.99 - 1.29	220	1.02	0.99 - 1.50	643	1.39	0.98 - 1.49	164	1.28
Broccoli	1.88 - 2.00 per bunch	46	1.94	1.50 - 2.00 per bunch	199	1.64			
Broccoli, organic	1.99 - 2.99 per bunch	193	2.60						
Cabbage	0.49	91	0.49	0.38 - 0.49	177	0.45			
Carrots, baby	1.50 - 1.99 1 lb bag	494	1.58	1.00 - 1.50 1 lb bag	99	1.44	0.79 - 1.88 1 lb bag	757	1.52
Carrots, baby organic	1.69 - 2.29 1lb bag	866	2.02	1.50 - 1.99 1lb bag	409	1.68	1.88 1lb bag	26	1.88
Celery	0.99 - 2.00 each	438	1.35	0.99 - 2.00 each	537	1.30	0.99 - 1.50 each	340	1.17
Corn	0.16 - 0.50 each	1,741	0.28	0.16 - 0.50 each	904	0.36	0.20 - 0.43 each	280	0.31
Cucumbers	0.25 - 0.75 each	963	0.63	0.44 - 0.88 each	371	0.59	0.44 - 0.67 each	230	0.51
Lettuce, iceberg	0.68 - 0.98 each	45	0.74	0.69 - 1.00 each	76	0.84	0.99 - 1.25 each	149	1.16
Lettuce, romaine	0.88 each	9	0.88	1.25 each	65	1.25	0.99 - 1.25 each	127	1.19
Mushrooms, w hite	1.69 - 2.00 8 oz pkg	228	1.94	1.00 - 2.00 8 oz pkg	489	1.62	0.99 - 2.50 8 oz pkg	896	1.47
Onions, yellow	1.49 - 2.49 3 lb bag	500	2.32	1.00 - 1.99 3 lb bag	172	1.91	1.67 - 1.69 3 lb bag	382	1.67
Onions, sw eet yellow	0.48 - 1.00	1,160	0.97	0.79 - 1.29	605	0.99	0.77 - 0.99	464	0.88
Peppers, bell green	1.00 each	153	1.00	0.50 - 1.00 each	251	0.67	0.50 - 0.99 each	46	0.64
Peppers, bell green	0.98 - 1.69	947	1.46	1.28 - 1.49	78	1.46	1.99	20	1.99
Peppers, bell red	1.00 - 1.25 each	195	1.05	1.00 - 1.25 each	92	1.06	0.99 - 1.67 each	299	1.44
Peppers, bell red	1.49 - 2.99	525	2.27	2.99	47	2.99	1.29 - 1.99	144	1.47
Potatoes, russet	1.69 - 3.49 5 lb bag	991	2.67	1.50 - 3.49 5 lb bag	1,930	2.39	1.50 - 2.00 5 lb bag	313	1.78
Squash, zucchini	0.99 - 1.49	1,113	1.22	0.99 - 1.49	335	1.17	0.99 - 1.19	100	1.05
Sw eet potatoes	0.99	216	0.99	0.99	128	0.99			
Tomatoes	1.49	23	1.49	1.00 - 1.49	58	1.29	1.77 - 2.49	204	2.22
Tomatoes, organic									
Tomatoes on the vine	1.48 - 2.99	1,670	2.16	0.99 - 2.49	1,042	1.55	0.99 - 1.99	1,110	1.52
Tomatoes, grape	1.98 - 2.50 1 pint	669	2.42	1.50 - 2.99 1 pint	681	2.54	1.50 - 2.50 1 pint	363	1.80
Tomatoes, grape organic	2.99 1 pint	200	2.99	2.50 - 2.99 1 pint	137	2.96	2.50 1 pint	371	2.50

Wtd Avg = Simple weighted average

Prices are in dollars per pound unless otherwise stated.



Fruit and Vegetable Retail Report VOL. III – No. 26

Page 7

Week of Friday, June 26, 2009

Region	SOUTH CENTRAL U.S.			SOUTHWEST U.S.			NORTHWEST U.S.		
States	(AR,CO,KS,LA,MO,NM,OK,TX)			(AZ,CA,NV,UT)			(ID,MT,OR,WA,WY)		
Vegetable	Price Range	Stores with Ads	Wtd. Avg	Price Range	Stores with Ads	Wtd. Avg	Price Range	Stores with Ads	Wtd. Avg
Asparagus	2.29 - 2.99	140	2.89						
Beans, round green	1.19	30	1.19	0.97 - 1.49	329	1.00			
Broccoli	0.99 - 1.50 per bunch	282	1.10	0.97 per bunch	141	0.97			
Broccoli, organic									
Cabbage				0.12 - 0.59	365	0.52	0.49 - 0.59	193	0.55
Carrots, baby	0.97 - 1.59 1 lb bag	279	1.17	0.97 - 1.59 1 lb bag	1,096	1.31	1.00 - 1.59 1 lb bag	773	1.49
Carrots, baby organic	0.99 - 1.79 1 lb bag	236	1.07	1.49 - 1.79 1lb bag	213	1.60	2.00 1lb bag	76	2.00
Celery	0.49 - 1.29 each	267	0.96	0.33 - 1.00 each	332	0.76			
Corn	0.33 - 0.50 each	365	0.38	0.25 - 0.50 each	370	0.33	0.25 - 0.50 each	17	0.34
Cucumbers	0.33 - 0.55 each	580	0.52	0.25 - 0.79 each	907	0.65	0.50 - 0.79 each	392	0.73
Lettuce, iceberg	0.79 - 1.19 each	251	0.94	0.33 - 1.69 each	419	0.77	0.88 - 0.99 each	223	0.99
Lettuce, romaine	0.77 - 1.39 each	465	1.03	0.33 - 1.69 each	669	1.22	0.77 - 1.00 each	257	0.89
Mushrooms, w hite	1.50 - 2.00 8 oz pkg	243	1.69	1.50 - 1.99 8 oz pkg	609	1.72	1.79 - 2.00 8 oz pkg	303	1.99
Onions, yellow	1.59 - 2.50 3 lb bag	329	2.10	0.98 - 1.77 3 lb bag	293	1.46	1.59 3 lb bag	16	1.59
Onions, sw eet yellow	0.69 - 0.89	441	0.79	0.99 - 1.00	425	0.99	0.77 - 1.00	438	0.88
Peppers, bell green	0.50 - 0.55 each	264	0.54	0.50 - 0.69 each	156	0.66	0.50 - 0.79 each	214	0.77
Peppers, bell green				1.69	7	1.69			
Peppers, bell red	1.00 each	5	1.00	0.50 - 1.00 each	53	0.80	0.50 - 1.50 each	411	1.30
Peppers, bell red				0.97 - 1.99	443	1.56	1.89 - 2.99	27	2.13
Potatoes, russet	1.48 - 2.99 5 lb bag	640	2.33				1.48 5 lb bag	11	1.48
Squash, zucchini	0.77 - 1.19	56	1.03	0.77 - 0.99	189	0.94	0.88 - 1.00	395	0.99
Sw eet potatoes				0.50	14	0.50			
Tomatoes	0.99 - 1.99	440	1.44	0.69 - 1.99	160	1.70			
Tomatoes, organic									
Tomatoes on the vine	0.89 - 1.79	316	1.59	0.98 - 3.00	740	2.28	1.48 - 1.69	42	1.65
Tomatoes, grape	2.00 - 2.50 1 pint	83	2.31				3.49 1 pint	76	3.49
Tomatoes, grape organic	3.50 1 pint	112	3.50						

Wtd Avg = Simple weighted average

Prices are in dollars per pound unless otherwise stated.



Weekly Snapshot of Organic Retail Features

This supplemental report is a list of other organic items found in the retail ads of those stores surveyed as part of the National Fruit and Vegetable Report. The prices shown are the range of prices encountered and are not weighted average prices. Descriptions of the items are largely as shown in the retail ads. Prices are in dollars.

Item	Unit of Sale	Price range
Apples, Braeburn	Per pound	1.29
Apples, Cameo	3 pound bag	2.49
Apples, Fuji	Per pound	1.49 -1.60
Apples, Fuji	3 pound bag	2.50
Apples, Gala	Per pound	1.48
Apples, Red Delicious	Per pound	1.49 -1.99
Apricots	Per pound	3.00
Apricots	16 ounce package	2.99
Blackberries	6 ounce package	1.88 -3.00
Blueberries	4.4 ounce package	3.29 -3.99
Blueberries	6 ounce package	1.88 -3.99
Blueberries	11 ounce package	3.99
Blueberries	12 ounce package	4.99
Blueberries	Per pint	3.00
Broccoli	Per pound	1.48
Cabbage	Per pound	0.79
Cantaloupe	Per pound	0.59 -1.29
Cantaloupe	Each	1.48
Carrots, Bunched with Tops	Each	1.29
Cauliflower	Per pound	1.19 -1.48
Celery Hearts	2 count package	1.98 -1.99
Cherries	Per pound	2.99 -6.99
Grapefruit, Red	Each	0.99
Grapes, Red or Green Seedless	Per pound	0.98 -3.99
Herbs, Cilantro	Per pound	0.99
Honeydew	Per pound	0.79
Kiwi	Each	0.50
Lettuce, Iceberg	Each	1.49 -1.79
Lettuce, Red or Green Leaf	Each	0.99 -1.50
Lettuce, Romaine	Each	0.99 -1.50
Lettuce, Romaine Hearts	3 count package	2.00 -2.98
Limes	1 pound package	2.99
Mangos	Each	0.88 -1.99
Mushrooms, Whole White	8 ounce package	1.99 -2.69
Nectarines, White Flesh	Per pound	1.99
Nectarines, Yellow Flesh	Per pound	1.79 -3.99



Weekly Snapshot of Organic Retail Features

This supplemental report is a list of other organic items found in the retail ads of those stores surveyed as part of the National Fruit and Vegetable Report. The prices shown are the range of prices encountered and are not weighted average prices. Descriptions of the items are largely as shown in the retail ads. Prices are in dollars.

Item	Unit of Sale	Price range
Nectarines, Yellow Flesh	4 count package	4.49
Onions, Green	5.5 ounce package	1.79
Onions, Marked Sweet	Per pound	2.49
Onions, Marked Sweet	2 pound bag	1.99
Oranges, Valencia	Per pound	0.99
Peaches, White Flesh	Per pound	1.99
Peaches, Yellow Flesh	Per pound	1.68 -2.99
Peaches, Yellow Flesh	4 count package	4.99
Plums, Red or Black	Per pound	1.49 -2.99
Potatoes, Red	Per pound	1.49
Potatoes, Russet	5 pound bag	2.99
Potatoes, Yellow Type	Per pound	1.49
Raspberries	6 ounce package	2.50 -3.00
Salad, Mixed Types	5-9 ounce package	1.98 -3.00
Salad, Mixed Types	10-12 ounce package	4.99
Salad, Mixed Types	16 ounce package	4.99
Spinach	Per bunch	1.29
Spinach, Baby Type	11 ounce package	4.99
Squash, Zucchini	Per pound	0.99 -1.69
Strawberries	8.8 ounce container	1.50
Swiss Chard, Red or Green	Per bunch	2.50
Tomatoes, Cherry	Per pint	2.99
Tomatoes, Grape Type	10 ounce container	1.99
Tomatoes, Heirloom	Per pound	3.99
Tomatoes, On the Vine	Per pound	1.99 -2.49